

D E L P H I X

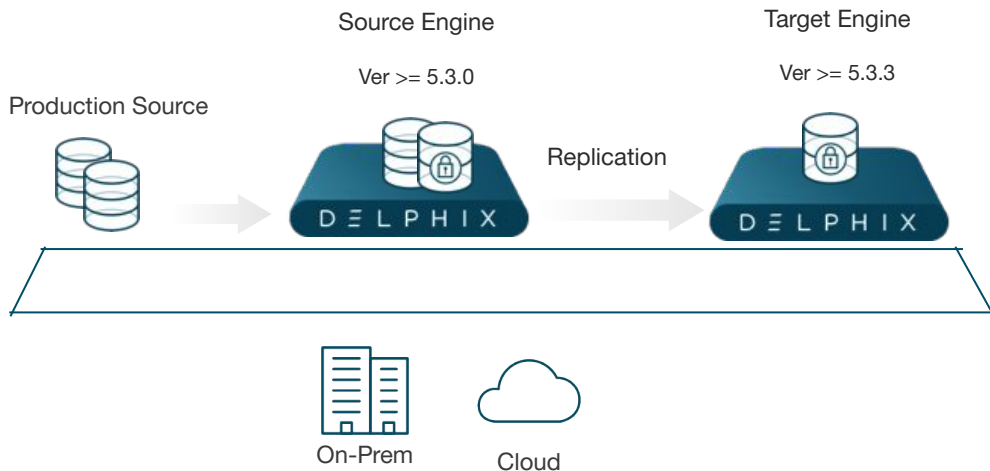
Delphix 5.3.3

<Presenter> | May, 2019

Delphix Dynamic Data Platform: 5.3.3 New Features

01	Forward Compatible Replication	Replicate to engines with newer versions
02	SAML-based Single Sign On	Authenticate via enterprise systems
03	Product Usage Metrics	Simplify reporting
04	Detailed Masking Reporting	Better insight into masking application
05	Simplified Set Up	Choose either Masking or Virtualization

Forward Compatible Replication



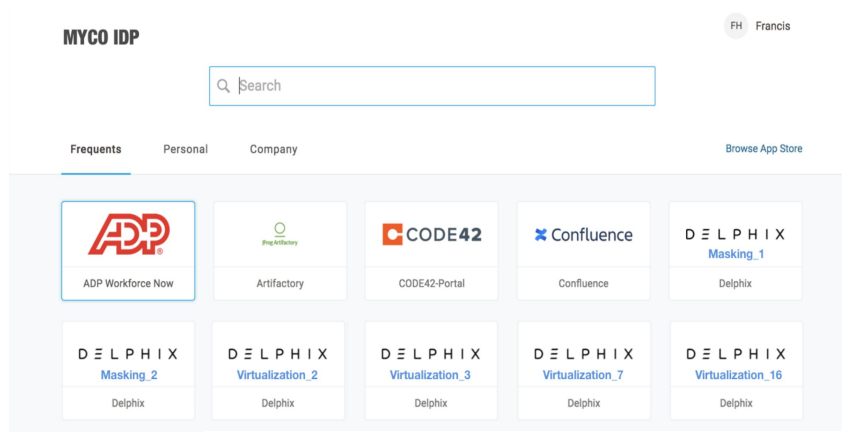
- Replication to a higher target engine version
- Selective Data Distribution supported
- Target engine may be up to two major versions higher than the source.

- **Example**

Source Engine	Target Engine	FCR Supported
5.3.0	5.3.3	Yes
5.2.1	5.3.1	No
5.3.1	5.3.2	No
5.3.1	5.3.4	Yes
5.3.3	6.0.1*	Yes

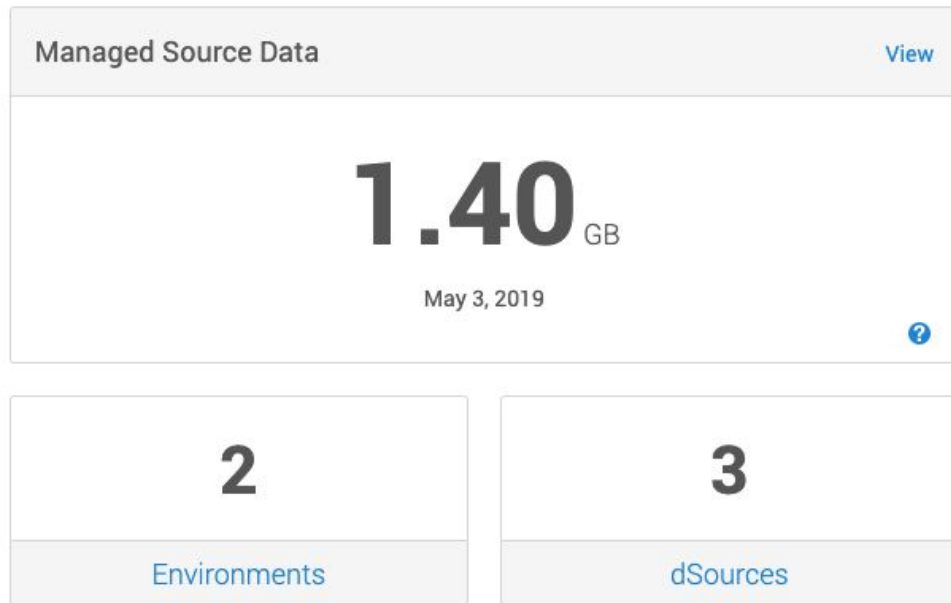
* Future Release

SAML 2.0 Single Sign-on



- Access each Delphix masking and virtualization engine from your SAML2-SSO IDP provider
- TLS/Certs now apply to masking and virtualization

Product Usage Metrics



- Simplified reporting for customers on a Per-TB model
- In-product source measurement for Oracle, SQL Server, ASE
- Admin/Sysadmin Dashboards

Part of Delphix Management Dashboard

Non-Conformant Data – Masking and Reporting

Settings **Admin** **Audit**

If Nonconforming Data is encountered

Mark job as Succeeded ▼

[Learn More](#)

[+ Add Algorithm](#)

	Type	Owner	Description	Edit	Delete
	SL	System	Random number string...		
	TA	System			
IL	SL	System	Common US Address li...		
	SL	System	Common US Address li...		
ENTIT...	SL	System	Legal business names		
	SL	System	Contains 1 generic v...		
	DEFAULT	System	Generates valid rand...		
ETE)	DEFAULT	System	Transforms day compo...		
	DEFAULT	System	Transforms date rand...		

- Non-conformant data is data that does not match an expected pattern of algorithm
- Following algorithms that use patterns are affected:
 - Segment Mapping
 - Date Shift discrete/variable/fixed
 - Phone
 - Zip+4
- New settings control response and jobs reporting on non-conformant data
- New job reporting on non-conformant data

Unified Setup Wizard - Virtualization and Masking Engine

DELPHIX SETUP

Masking Setup

Welcome

Choose engine type to setup:

☐ Virtualization

☒ Masking

This wizard will step you through the setup. During this process you will complete the following:

- Create your password for the default "sysadmin" user
- Set the system time
- Configure network and services
- Configure the storage pool
- Configure proxies, SMTP, and LDAP (these are optional)
- Register your software

After setup is complete, you will have two administrators defined:

- The system administrator, "sysadmin" with the password you defined. This will be the system administrator for the instance.
- The engine administrator, "admin" with the password you defined. This is typically a DBA who will administer all the data managed by the instance.
- The masking administrator, "admin" with the password you defined. This will be the Masking administrator responsible for setting up users and other administrative actions in Masking.

When setup is complete, log in as engine administrator to begin using your engine.

Back Next

- Replace the required CLI setup for Masking
- UI-driven configuration workflow
- Choose either virtualization or masking
 - Irreversible

Data Source Features



DB2

- Minimal Production Touch
- Faster backup via archive logs
- Incremental sync



PostgreSQL

- Minimal Production Touch
- Backup Ingestion
- Certifications: 11.x
- Kerberos support
- Support for Selective Data Distribution



SQL Server

SQL Server 2016, 2017 on Windows 2019



Oracle

- Continued hardening and expanding of multi-tenant support.